



ISO 9001
Vanguard[®]
PLASTICS LTD. we mold solutions

shelf support systems catalogue

#629. 12" SHELF SUPPORT

- Shelf Supports to be used with standard 5/8" or 3/4" x 12" deep shelves.
- Manufactured from strong, easy to clean ABS plastic
- Simply install directly into drywall or wood. No location of studs required.
- Designed to support over 300lbs when installed with the included anchors and pins.
- Anchors and pins are concealed when shelf is installed to provide a clean custom appearance
- Trimable for depths less than 12"
- Also available with optional Finishing Cap. See #629 Cap 5/8" and 629 Cap 3/4"



#629 CAP 5/8" AND

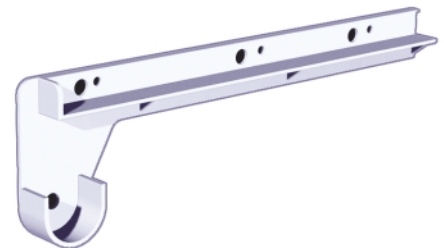
#629 CAP 3/4" 12" SHELF SUPPORTS C/W FINISHING CAP.

- 12" Shelf Supports c/w Finishing Caps provide a custom finish where the melamine or wood shelf meets the wall.
- Specify 5/8" or 3/4" shelving
- Finishing Caps can also be purchased separately. Contact Vanguard for additional information.



#630. 12" ROD AND SHELF SUPPORT.

- Rod and Shelf Support combination to be used with standard 5/8" or 3/4" x 12" deep shelves.
- Manufactured from strong, easy to clean ABS plastic
- Simply install directly into drywall or wood. No location of studs required.
- Designed to support over 300lbs when installed with the included anchors and pins.
- Anchors and pins are concealed when shelf is installed to provide a clean custom appearance





#631. 16" SHELF SUPPORT.

- Shelf Supports to be used with standard 5/8" or 3/4"x 12" deep shelves.
- Manufactured from strong, easy to clean ABS plastic
- Simply install directly into drywall or wood. No location of studs required.
- Designed to support over 300lbs when installed with the included anchors and pins.
- Anchors and pins are concealed when shelf is installed to provide a clean custom appearance
- Trimable for depths less than 16"
- Also available with optional Finishing Cap. See #631 Cap 5/8" and 631 Cap 3/4"

#631 CAP 5/8" AND

#631 CAP 3/4". 16" SHELF SUPPORTS C/W FINISHING CAP.



- 16" Shelf Supports c/w Finishing Caps provide a custom finish where the melamine or wood shelf meets the wall.
- Specify 5/8" or 3/4" shelving
- Finishing Caps can also be purchased separately. Contact Vanguard for additional information.

#632. 16" ROD AND SHELF SUPPORT.

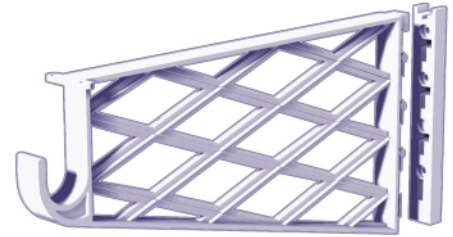


- Rod and Shelf Support combination to be used with standard 5/8" or 3/4"x 16" deep shelves.
- Manufactured from strong, easy to clean ABS plastic
- Simply install directly into drywall or wood. No location of studs required.
- Designed to support over 300lbs when installed with the included anchors and pins.
- Anchors and pins are concealed when shelf is installed to provide a clean custom appearance




#633 SHELF AND ROD SUPPORT.

- Centre Shelf and Rod Supports to be used with standard 12" and 16" deep shelves.
- Provides extra strength to shelves when mounted as center Shelf and Rod support.
- Cross-hatch design provides superior strength versus standard metal "L" brackets.
- Designed to support over 150lbs when installed directly into a stud.
- Unique design conceals all screws to provide aesthetically pleasing finish.



#634 SHELF SUPPORT


- Centre Shelf Supports to be used with standard 12" and 16" deep shelves.
- Provides extra strength to shelves when mounted as center support.
- Cross-hatch design provides superior strength versus standard metal "L" brackets.
- Designed to support over 150lbs when installed directly into a stud.
- Unique design conceals all screws to provide aesthetically pleasing finish.



#635 (5/8") AND

#637 (3/4") SHELF JOINER

- Unique supports that provide simple solutions for storage applications requiring shelves to be mounted at right angles to each other.
- I-beam design provides superior support to 5/8" or 3/4" shelving.
- 16" length is easily trimmed to desired size.
- Ideal, but not limited to, for corner pantry applications.





#638 ECONOMY SHELF AND ROD SUPPORT.

- Economy Support to used for lighter load applications
- Manufactured from strong, easy to clean ABS plastic
- Simply install directly into drywall or wood. No location of studs required.
- Use in conjunction with #639 Economy Shelf Supports

#639 ECONOMY SHELF SUPPORT.

- Unique design provides shelf support for lighter load applications.
- Simply install directly into drywall or wood. No location of studs required.
- Anchors and pins are concealed when shelf is installed to provide a clean custom appearance



#640 (48") AND


#642 (16") SHELF BACK SUPPORT.

- Provides additional strength for long shelf spans or extremely heavy load applications.
- Manufactured from strong, east to clean ABS plastic
- Simply install directly into drywall or wood. No location of studs required.
- Length is easily trimmed to desired size.



#641 PLASTIC COVERED WOOD CLOSET ROD.


- 96" long by 1 5/16" diameter Wood Closet Rod with seamless durable and scratch resistant plastic covering
- Unique manufacturing process provides a straight wood pole covered with a durable plastic covering.
- Available in white and almond.



#643 (144")


AND #649 (72") CLOSET ROD COVER.

- High-density plastic cover provides a durable and scratch resistant surface.
- Split design allows quick and easy installation over a wooden dowel or rod up to 1 3/8" diameter.
- Easily cut to your exact dimensions.



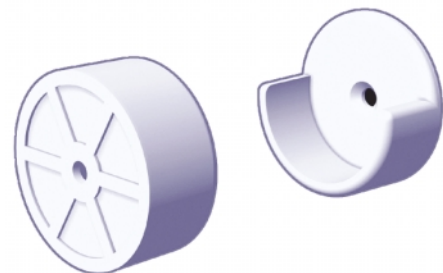
#648 PLASTIC COVERED METAL CLOSET ROD.

- 144" long by 1" diameter metal closet rod with seamless durable and scratch resistant plastic covering
- Available in white
- End Caps included.
- Cut to desired length
- Extra caps available. 700-1005.



#650 CLOSET ROD SOCKETS

- Manufactured from strong, easy to clean ABS plastic
- Attach to wood tower or partition.
- Supports Closet Rods up to 1 3/8" diameter.
- Closet Rod Socket (#945) designed to install directly into drywall is available. Contact Vanguard Plastics for details.





#651 18" TO 30" EXTENDIBLE "TWIST AND LOCK" CLOSET RODS.

#652 30" TO 48"

#653 48" TO 72"

#654 72" TO 96"

#655 96" TO 120"



- Heavy duty extendible Closet Rods.
- 1 1/8" metal tube with durable white powder coat finish.
- Save installation time.
- Unique interior design allows Closet Rods to be extended to the desired length and locked into position by a simple twist action.
- Excellent value when compared to entry level, non-locking adjustable closet rods.

#668A 5MM SHELF SUPPORTS.



- Shelf Supports for use with Pre-drilled melamine.
- Fits standard 5mm holes.

#1005 END CAP FOR METAL CLOSET ROD.



- End cap to be used with #648 Plastic Covered Metal Closet Rod.
- Use on open ends to provide a professional finish when rod is cut to size.
- Three prong design provide simple application on 1" diameter rods





ISO 9001
Vanguard[®]
PLASTICS LTD. we mold solutions

www.vanguard-plastics.com

19239-96th Avenue, Surrey, BC V4N 4C4

Phone: (604) 888-2511 / Fax: (604) 888-5330

Toll Free: 1-800-663-0077